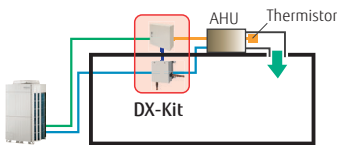


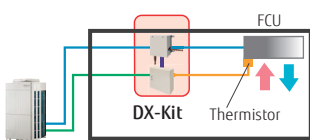
DX-Kit for Air Handling Applications

These kits enable other manufacturers air handling units (AHU) and fan coil units (FCU) to be incorporated into a Fujitsu VRF system or, be connected to a dedicated Fujitsu VRF outdoor unit as a 1:1 system to control outside air ventilation (AHU) or room temperature (FCU).

Multiple temperature sensors optimally control the air handling unit and fan coil unit.

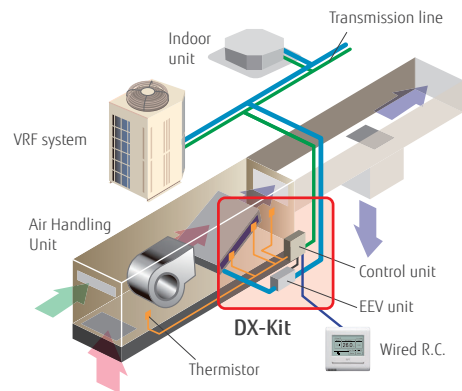


When connecting to an air handling unit, the supply air temperature is controlled by the discharge sensor.



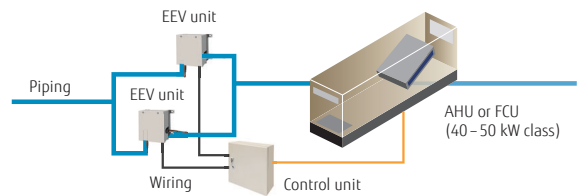
When connecting to a fan coil unit, the room temperature is controlled by the return air temperature sensor.

Arrangement as part of a VRF system



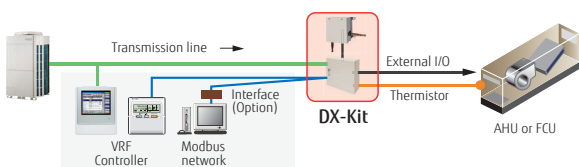
Supports a wide range of capacity classes

- 2 EEV units can be connected in parallel and up to 20 HP (50 kW) large capacity units. (Separation Tube of UTP-LX180A is required.)
- Connectable capacity range: 5 kW to 50 kW

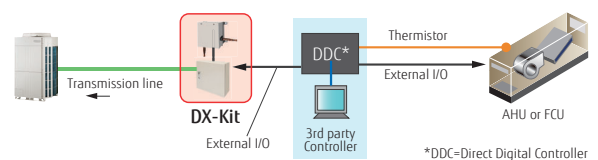


A variety of controls to match the application

Central control using our VRF controllers or central management controllers



Central control from external controllers



*DDC=Direct Digital Controller

Functions Summary

Inputs

- ON/OFF
- Setting temperature
- Capacity demand
- Heating / Cooling operation mode
- Fault information

Outputs

- ON/OFF indication
- Fan ON/OFF indication
- Thermo ON/OFF indication
- Defrost indication
- Fault indication

MODBUS® Control

Possible to control via a MODBUS enabled BMS by using optional interface.

For 2 EEV units connection (option) Separation Tube: UTP-LX180A

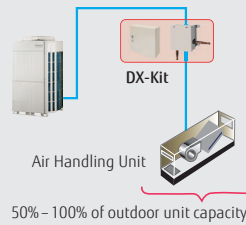


Installation Limitation

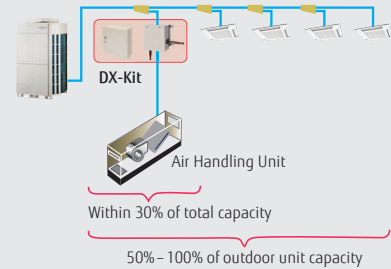
- Connectable VRF series: All VRF series
- Connectable DX-Kit system capacity range: 50 to 100% of the outdoor unit capacity
- Connectable DX-Kit system capacity range with indoor units: 30% or less of the outdoor unit capacity
- Max. wiring length from control unit: 10 m
- Max. piping length between EEV unit and indoor unit: 5 m
- Outdoor installation: Control unit (IP54 class) and EEV unit can be installed at an outdoor space.

Connectable capacity

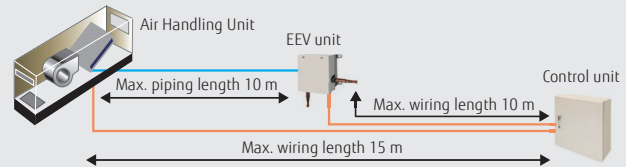
• Single connection



• Mixed connection




Piping and wiring length



Control unit: UTY-VDGX

EEV unit: UTP-VX30A / UTP-VX60A / UTP-VX90A



Specifications

Connectable Capacity class		5.0 kW	6.3 kW	8.0 kW	10.0 kW	12.5 kW	14.0 kW	20.0 kW	25.0 kW	40.0 kW	50.0 kW
Capacity	Cooling	5.6	6.3	8.0	10.0	12.5	14.0	22.4	25.0	40.0	50.4
	Heating	6.3	7.1	9.0	11.2	14.0	16.0	25.0	28.0	45.0	56.5
Control unit		UTY-VDGX									
Power source	V/Ø/Hz	230/1/50									
Dimensions (H × W × D)	mm	400 × 400 × 120									
EEV unit		UTP-VX30A		UTP-VX60A		UTP-VX90A		UTP-VX90A×2			
Connection pipe diameter (Liquid)	mm	Ø9.53		Ø12.7		Ø12.7		Ø12.7			
Dimensions (H × W × D)	mm	160 × 220 × 90		160 × 220 × 90		160 × 220 × 90		160 × 220 × 90			

Note: Specifications are based on the following conditions.

Cooling: Indoor temperature of 27°CDB / 19°CWB, and outdoor temperature of 35°CDB / 24°CWB.

Heating: Indoor temperature of 20°CDB / (15°CWB), and outdoor temperature of 7°CDB / 6°CWB.

Pipe length: 7.5 m Voltage: 230 [V].